



# Science

Living Things and Their Habitats



# Living, Dead or Never Alive



# Aim

- I can compare the differences between things that are living, dead and have never been alive.
- I can answer questions about things that are living, dead or have never been alive.

# Success Criteria

- I can explain some of the life processes.
- I can explain how life processes can tell us if something is living, dead or has never been alive.
- I can say if something is living, dead or has never been alive.
- I can give reasons for my answers.





# I'm Alive!

We are all alive!

What do we do that lets us know we are alive?



# Life Processes

All living things do certain things to stay alive.

These are called life processes.


Animals, including humans, do these things.



Plants do too, although they do them in different ways.



We can remember these things by thinking about Mrs Gren.



# Life Processes

Characteristics of living things

**M**ovement

**R**espiration

**S**ensitivity




**G**rowth

**R**eproduction

**E**xcretion

**N**utrition

**MRS GREN**



# Life Processes

## Characteristics of living things

All living things move.


- Animals move around to get from place to place.
- Plants grow and turn towards the light.



**M**ovement



# Life Processes: Movement



A hare runs to  
escape from danger.

A sunflower moves to  
turn its face towards  
the sun.





# Life Processes

## Characteristics of living things

All living things respire.

- Plants and animals use oxygen in the air to turn the food they eat into energy.



## Respiration

# Life Processes: Respiration



Mammals breathe through their mouths and noses.



Plants take in and give out gases through their leaves.





# Life Processes

## Characteristics of living things

All living things are sensitive.  
- Every living thing can detect changes in their surroundings.

**Sensitivity**





# Life Processes: Sensitivity



Animals use their senses to see, hear, taste, touch and smell the world around them.



Plants can also detect changes in the environment. This mimosa plant curls up when you touch it!



# Life Processes



## Characteristics of living things

All living things grow.

- Animals grow from babies to adults.
- Seeds grow into plants.



## Growth



# Life Processes: Growth



This ocean mola started life as an egg not much bigger than a full stop. It will grow to weigh about 1000 kg- this is the same size as a large bull!



Bamboo can grow up to 3cm every hour.



# Life Processes

## Characteristics of living things

All living things reproduce.

- Animals have young.
- Plants produce seeds from which more plants grow.




## Reproduction



# Life Processes: Reproduction



This wolf spider has her babies on her back.



Each seed contains a tiny miniature plant ready to grow.



# Life Processes

## Characteristics of living things

All living things excrete.

- Waste products are removed from the body.
- Both plants and animals have to get rid of excess gas and water.

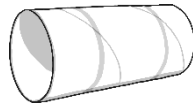


## Excretion

# Life Processes: Excretion



How do you get rid of waste products from your body?



Left over gases and water leave plants through their leaves.



# Life Processes

## Characteristics of living things

All living things need nutrition.

- Food is eaten to provide energy to live.
- Green plants make their own food using sunlight.



## Nutrition



# Life Processes: Nutrition




Some animals eat plants, and some eat other animals. Bears eat both, like people!



Green plants make their own food using the energy from the sun.




# Living or Not?



Which of these are living?

Which are non-living?





How can you tell?




# Living or Not?



Living





Non-living



# Living or Not?

- Living things have life processes.
- They need food, water and air to stay alive.
- They can sense changes in the environment.
- They can move, grow and reproduce.

- Non-living things can be things that were once living or part of a living thing, or they can be things that have never been alive.
- They do not need food, water or air.
- They cannot reproduce.

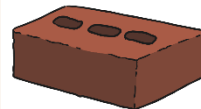


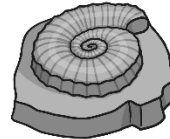


# Dead or Never Alive?



Many non-living things have never been alive but some of them were once part of a living plant or an animal.

Which of these non living things are dead, and which were never alive? It may help to think of what the thing is made from.






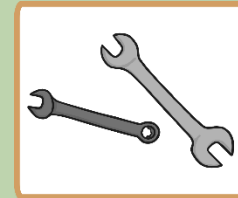

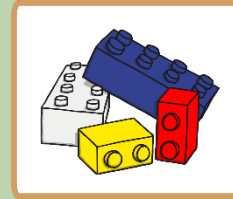

# Dead or Never Alive?



Things made of materials like metal, rock, plastic, glass and sand have never been part of a living thing.



Never alive



# Dead or Never Alive?





All of these things are non-living, but they used to be part of a living thing.

Which living thing were they part of?



Dead




# How Can You Tell?



Is this teapot  
living, dead or  
has it never  
been alive?



How can  
you tell?







# How Can You Tell?



Is this rabbit living, dead or has it never been alive?

How can you tell?




# How Can You Tell?



Is this pinecone living, dead or has it never been alive?

How can you tell?



# How Can You Tell?



## Living, Dead and Never Alive - How Can You Tell?

Group Names:

1. \_\_\_\_\_ 3. \_\_\_\_\_  
2. \_\_\_\_\_ 4. \_\_\_\_\_

Draw your item:

Is it living, dead or has it never been alive?  
How can you tell? Give three reasons:

1. \_\_\_\_\_  
2. \_\_\_\_\_  
3. \_\_\_\_\_

Draw your item:

Is it living, dead or has it never been alive?  
How can you tell? Give three reasons:

1. \_\_\_\_\_  
2. \_\_\_\_\_  
3. \_\_\_\_\_

Draw your item:


Is it living, dead or has it never been alive?  
How can you tell? Give three reasons:

1. \_\_\_\_\_  
2. \_\_\_\_\_  
3. \_\_\_\_\_





# Which One Am I?



A volunteer will choose a picture.

We will ask that person questions to give us clues about which picture they have chosen.

The volunteer can only answer yes or no.

We can not ask if they are alive, dead or have never been alive, or what they are made from.

We can only ask questions based on the 7 life processes.

Remember Mrs Gren!

Whole Class

Characteristics of living things

**M**ovement

**R**espiration

**S**ensitivity




**G**rowth

**R**eproduction

**E**xcretion

**N**utrition

**MRS GREN**



# Which One Am I?



Living, Dead or Never Alive





# Which One Am I?



Living, Dead or Never Alive



# Which One Am I?



Living, Dead or Never Alive



# Aim

- I can compare the differences between things that are living, dead and have never been alive.
- I can answer questions about things that are living, dead or have never been alive.

# Success Criteria

- I can explain some of the life processes.
- I can explain how life processes can tell us if something is living, dead or has never been alive.
- I can say if something is living, dead or has never been alive.
- I can give reasons for my answers.



